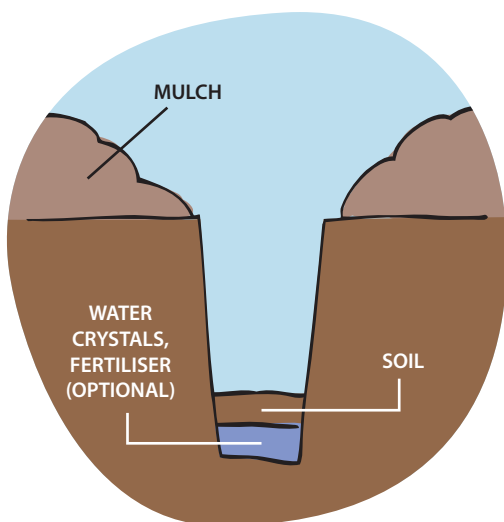



How to plant tubestock

1

Scrape any mulch away and dig a hole in the soil, 1½ times deeper than the tube.



2

Loosen the plant by sharply tapping the top edge of the tube with the handle of your digger. Gently lift out the plant by the leaves. The soil will come out easily in one piece.

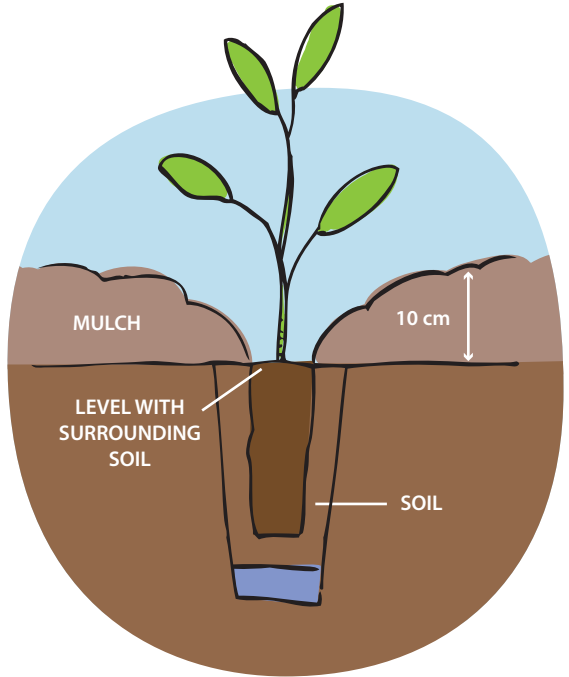




Place the plant in the hole and fill with soil around it. Press down *gently* on soil with fingertips.



Mulch around the plant to a depth of 10cm, keeping it clear of the stem. Leave the empty tube beside the plant until it has been watered.



Gently water with 2 - 3 litres. Remove the empty tube. Water once more after a week if it hasn't rained by then.



PO Box 443 The Gap 4061 Ph: 0423 763 361
Email: info@saveourwaterwaysnow.com.au
www.saveourwaterwaysnow.com.au